

*Addendum to the original report:
BLS SOII Data, 2011-2015*

ASSAULTS ON HEALTHCARE WORKERS IN MONTANA

Prepared by
Julia M. Brennan

December 14, 2016

Montana Occupational Health and Safety Surveillance Program
(MOHSS)



Montana Department of
LABOR & INDUSTRY

For more information, please contact:

Julia M. Brennan, MPH

Epidemiologist

jbrennan@mt.gov

(406) 444-1722

Disclaimer: This report was prepared by the Montana Occupational Health and Safety Surveillance Program (MOHSS) in the Montana Department of Labor and Industry. This work was funded by Grant Number 5U600H010802 from the National Institute for Occupational Safety and Health of the Centers for Disease Control and Prevention. Its contents are solely the responsibility of the authors and do not necessarily represent the official views of CDC/NIOSH.

Exhibit 1.1. Estimated number of intentional injuries by another person that resulted in days away from work, among healthcare and social assistance workers in private industry, Montana, 2011-2015.

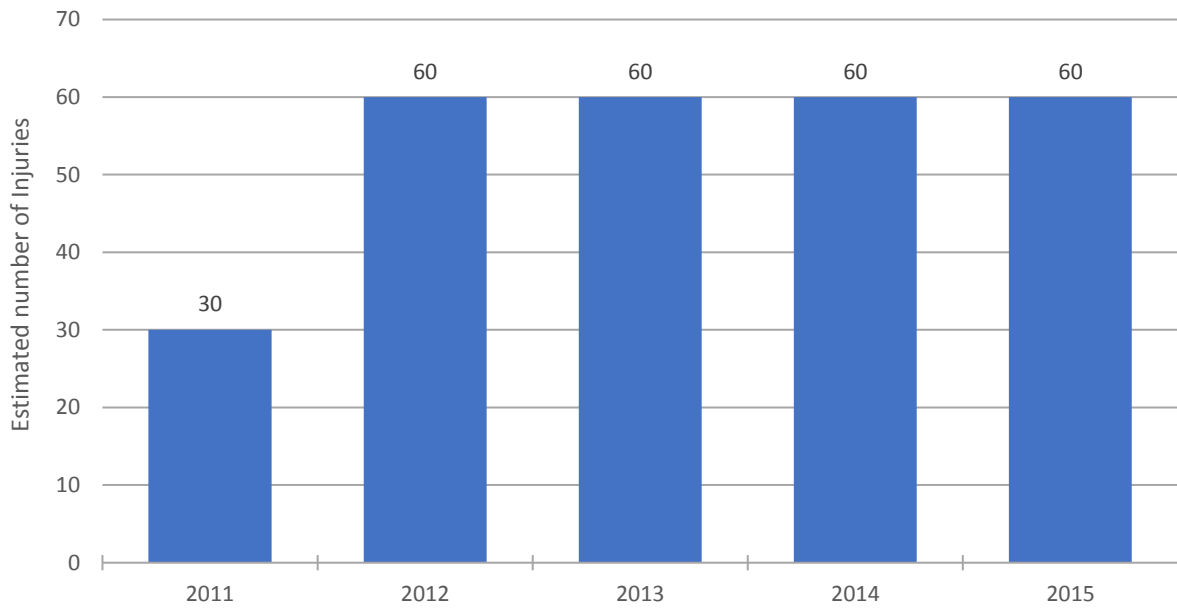


Exhibit 1.2 Estimated rates (per 10,000 full-time workers) of intentional injuries by another person that resulted in days away from work, among healthcare and social assistance workers in private industry, Montana and the U.S., 2011-2015.

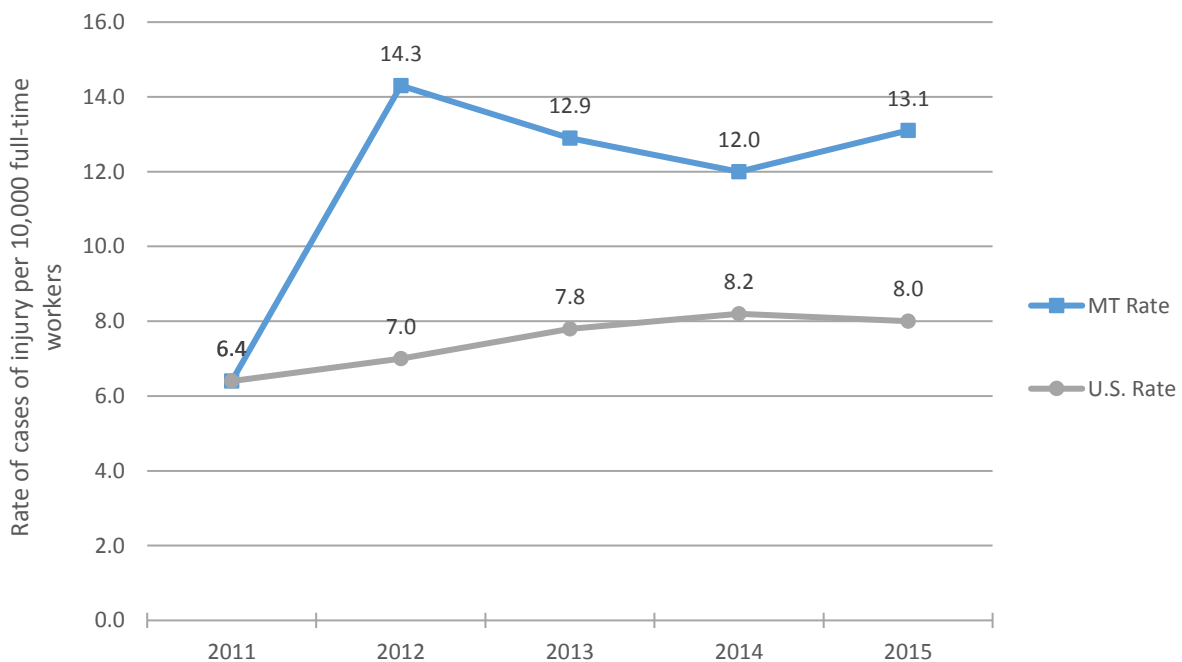


Exhibit 2.1. Estimated number of injuries involving intentional hitting, kicking, beating, or shoving by another person that resulted in days away from work, among healthcare and social assistance workers in private industry, Montana, 2011-2015.

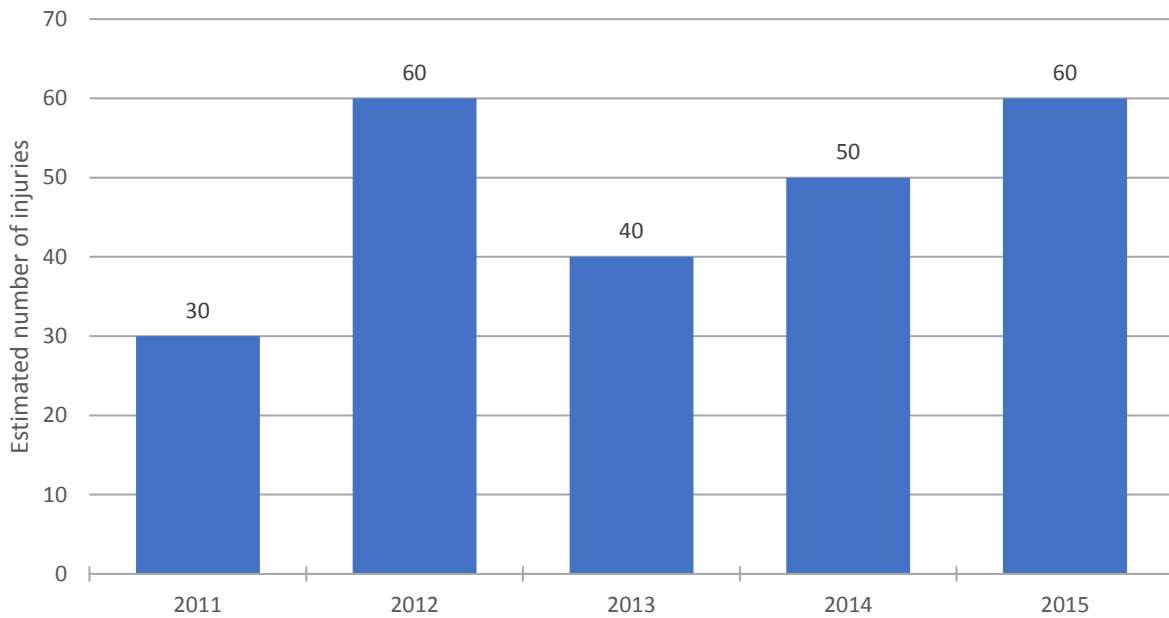


Exhibit 2.2. Estimated rates (per 10,000 full-time workers) of injuries involving intentional hitting, kicking, beating, or shoving by another person that resulted in days away from work, among healthcare and social assistance workers in private industry, Montana and the U.S., 2011-2015.

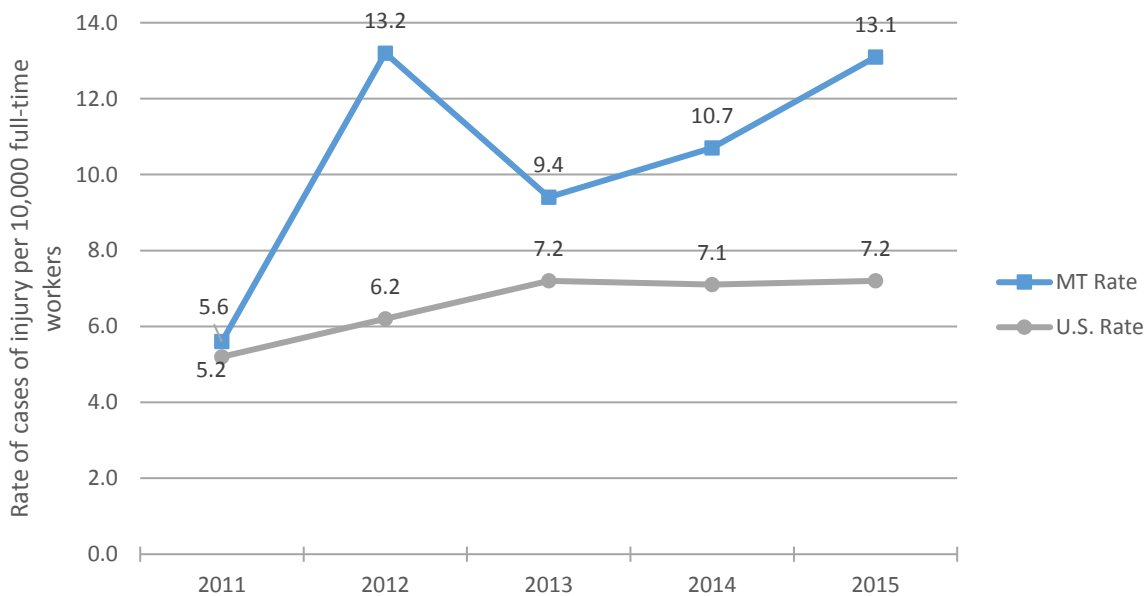


Exhibit 3.1. Estimated number of unintentional injuries or injuries with unknown intent by another person that resulted in days away from work, among healthcare and social assistance workers in private industry, Montana, 2011-2015.

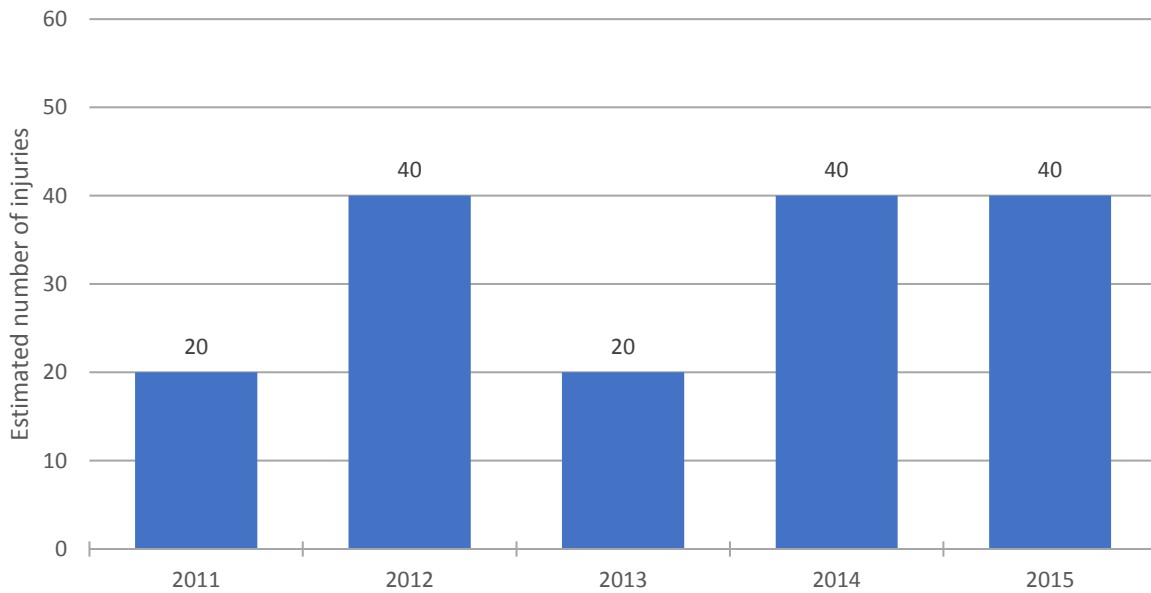


Exhibit 3.2. Estimated rates (per 10,000 full-time workers) of unintentional injuries or injuries with unknown intent by another person that resulted in days away from work, among healthcare and social assistance workers in private industry, Montana and the U.S., 2011-2015.

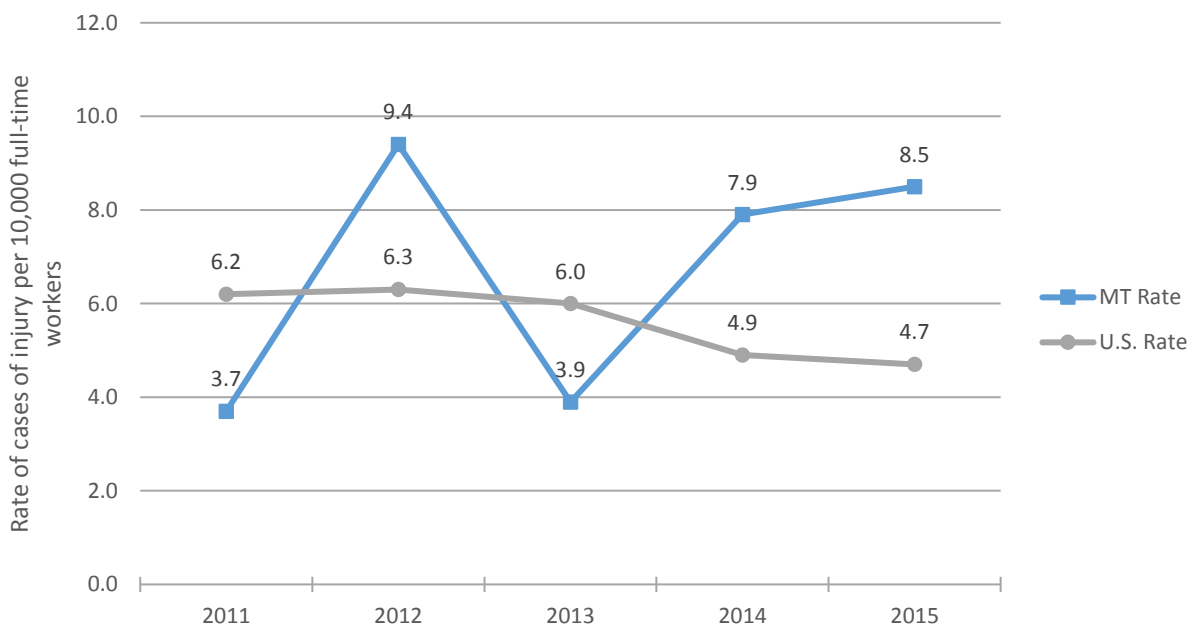


Exhibit 4.1. Estimated number of injuries caused by a patient that resulted in days away from work, among healthcare and social assistance workers in private industry, Montana, 2011-2015.

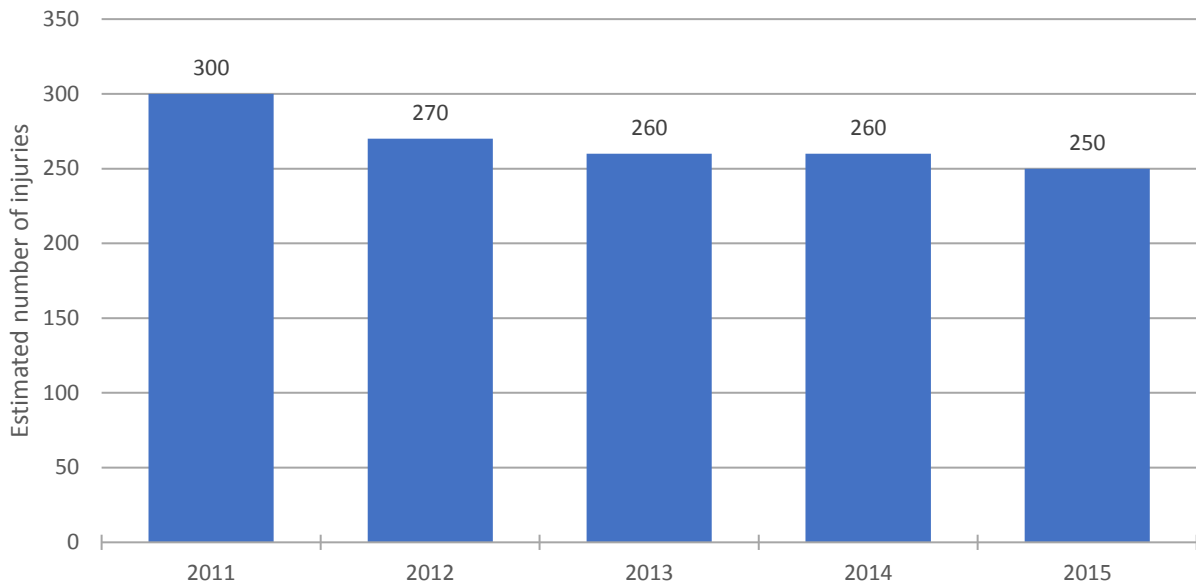


Exhibit 4.2. Estimated rates (per 10,000 full-time workers) of injuries caused by a patient that resulted in days away from work, among healthcare and social assistance workers in private industry, Montana and the U.S., 2011-2015.

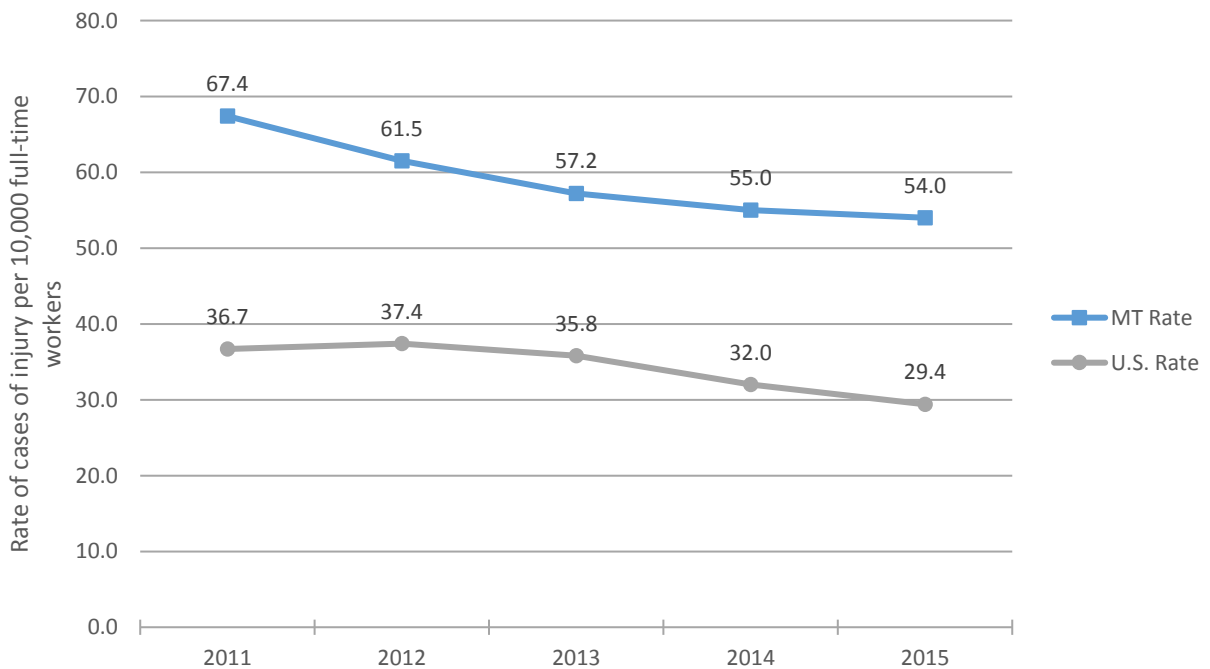


Exhibit 5. Incidence rates (per 100 full-time employees) of total recordable cases of non-fatal injuries and illnesses for healthcare and social assistance workers in different sectors, private industry, Montana, 2015.

Healthcare and Social Assistance Sector	Incidence Rate (per 100 FTE)
Healthcare and Social Assistance Industry (overall)	5.1
Nursing and residential care facilities	8.5
Hospitals	5.2
Social assistance	4.2
Ambulatory healthcare services	2.8

DATA SOURCES

U.S. Bureau of Labor Statistics' Survey of Occupational Injuries and Illnesses (SOII)
 Years: 2011-2015
 Updated 2015 SOII Data was released on November 29, 2016.

Nonfatal cases involving days away from work: selected characteristics database, SOII-C&D, BLS.
 Ownership: Private Industry
 Data Type: Injury and illness rate per 10,000 full-time workers
 Case Type: Industry division or selected characteristics by detailed source of injury/illness
 Category: Industry – Health care and social assistance
 Source: Person-other than injured or ill worker (57XXXX); patient (574XXX)

Nonfatal cases involving days away from work: selected characteristics database, SOII-C&D, BLS.
 Ownership: Private Industry
 Data Type: Injury and illness rate per 10,000 full-time workers
 Case Type: Industry division or selected characteristics by detailed event
 Category: Industry – Health care and social assistance
 Events: Intentional injury by other person; unintentional or unknown intent by other person; hitting, kicking, beating, shoving.