


# Work-Related Fatalities in Montana

JULIA BRENNAN

EPIDEMIOLOGIST

AUGUST 21, 2018



# Areas of Prevention: Work-Related Fatalities in Montana

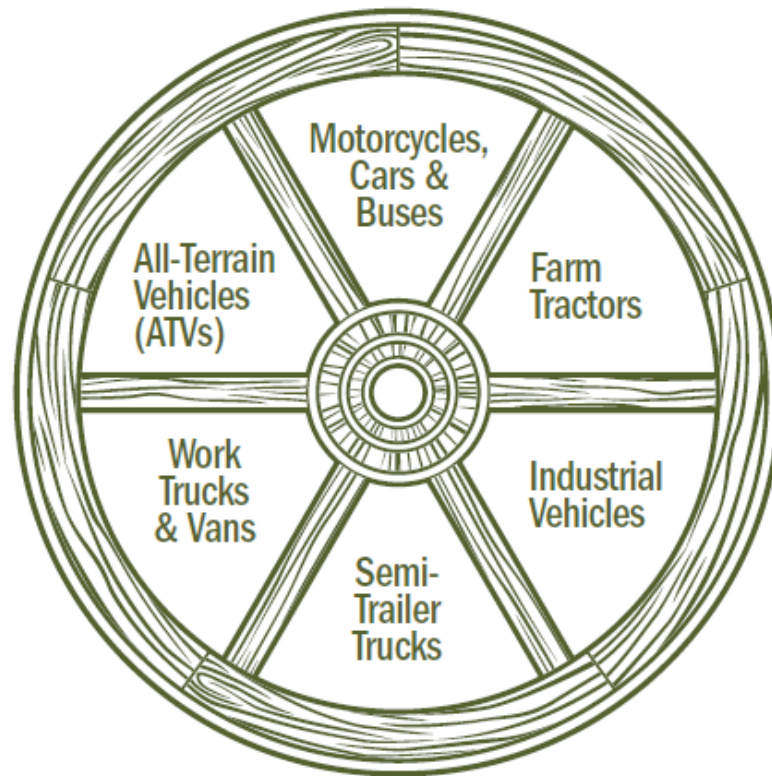
---



- Transportation-Related Fatalities
- Agriculture, Forestry, Fishing, and Hunting Industry
- Construction Industry
- Older Workers

# Transportation-Related Fatalities

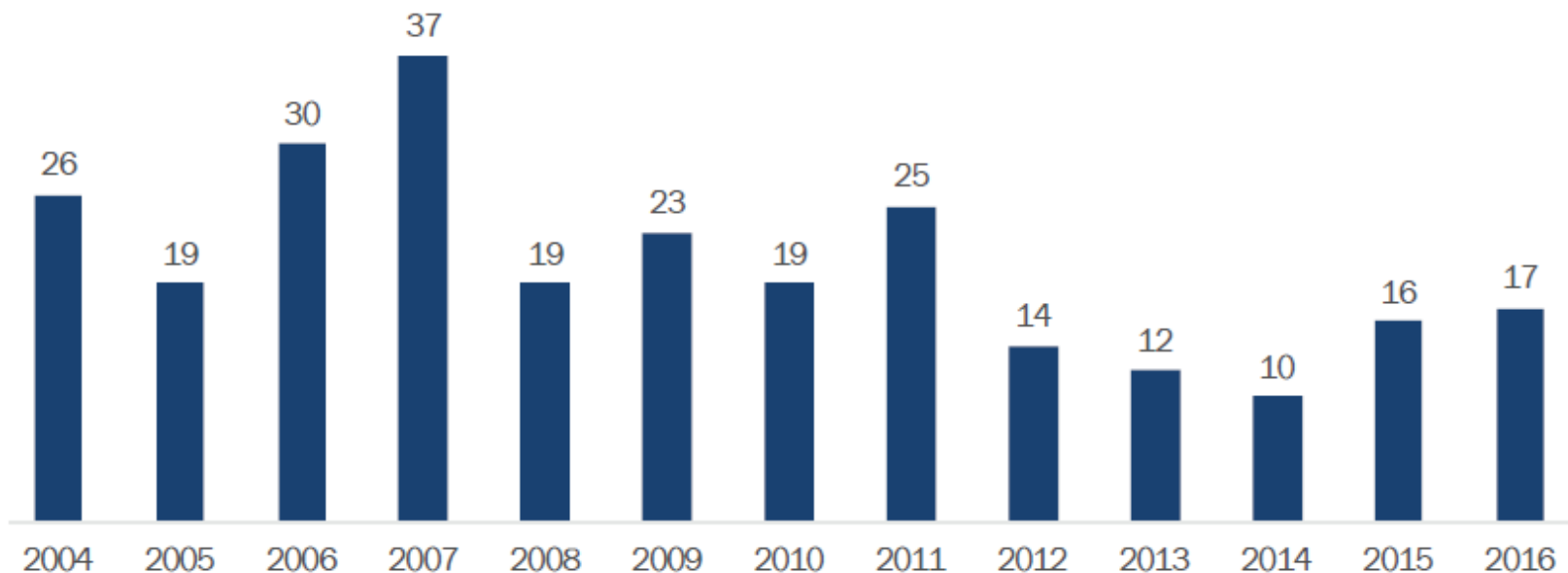
- **Transportation incidents** accounted for **50% of all worker deaths** in Montana from 2004 to 2016.





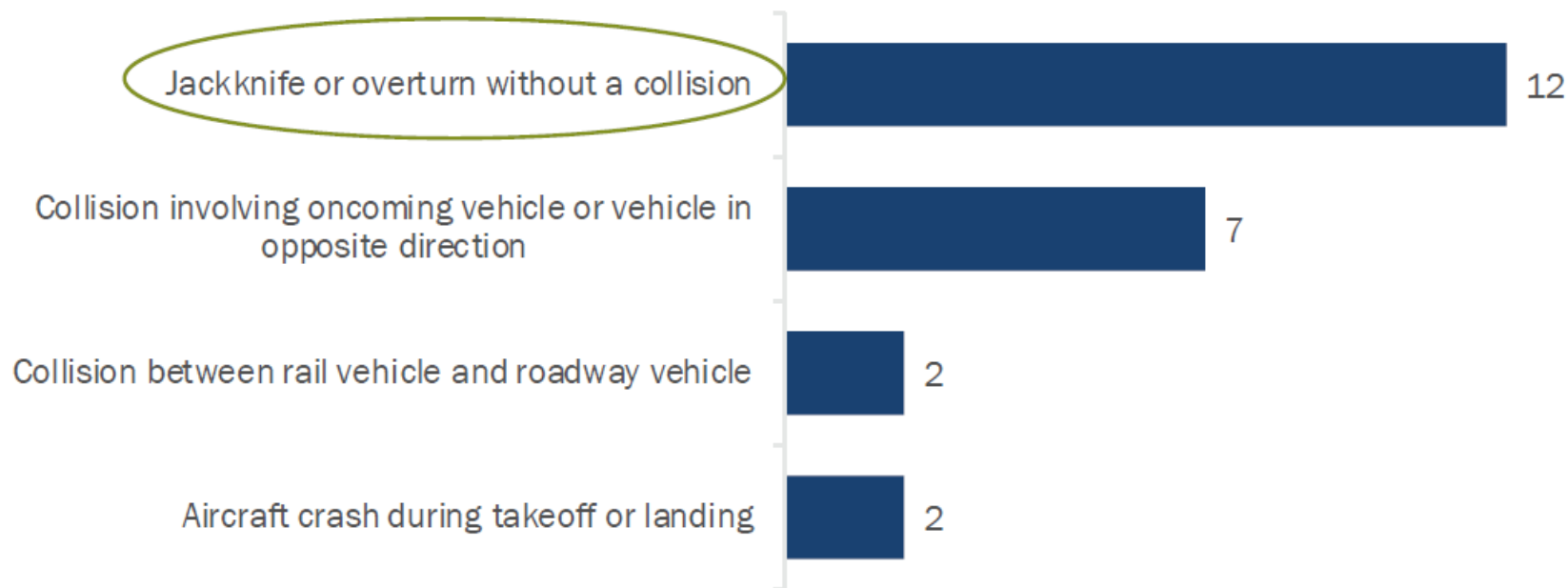
33 workers died in transportation incidents in 2015 and 2016, more than any other type of event or exposure in Montana.

## Counts of Work-Related Fatalities Resulting from Transportation Incidents, Montana, 2004-2016



Source: Bureau of Labor Statistics Census of Fatal Occupational Injuries

## Counts of Types of Transportation Incidents Resulting in Fatalities, Montana, 2015 and 2016



Source: Bureau of Labor Statistics Census of Fatal Occupational Injuries (types noted when available)



**Jackknife or overturns without a collision** killed the most workers in 2015 and 2016.





The majority of workers who died in transportation incidents in 2015 and 2016 worked in **agricultural** and **transportation** industries and occupations. Transportation incidents most frequently occurred on roadways.



**Motor vehicles** were the primary source of fatality in 22 worker deaths in 2015-2016. Of those 22 deaths, pick-up trucks were involved in 8 worker deaths in 2015-2016.



ATVs (all-terrain vehicles) were involved in 7 worker deaths in 2015 and 2016.



# Agriculture Industry

- **One-third of all worker deaths** in Montana from 2012-2016 were in the Agriculture, Forestry, Fishing, & Hunting Industry.
  - Transportation incidents (44%)
    - 12 worker deaths in 2015 and 2016
  - Contact with objects and equipment (24%)
    - 5 worker deaths in 2015 and 2016



5 agriculture workers died in **ATV rollovers** from 2015-2017. 6 agriculture workers died from getting caught in or crushed by farm equipment from 2015 and 2017.

*Source: Vital Statistics*

# Construction Industry

- Half of the workers who died in the Construction Industry in 2016 were from **falls to a lower level**.
- The number of worker deaths in the Construction industry more than **doubled** from 4 worker deaths in 2015 to 10 worker deaths in 2016.

Workers died in the following Construction industry sectors in Montana in 2016:

**3 deaths** – residential building construction

**2 deaths** – highway, street, and bridge construction

**1 death** – industrial building construction

**1 death** – power and communication line and related structures construction

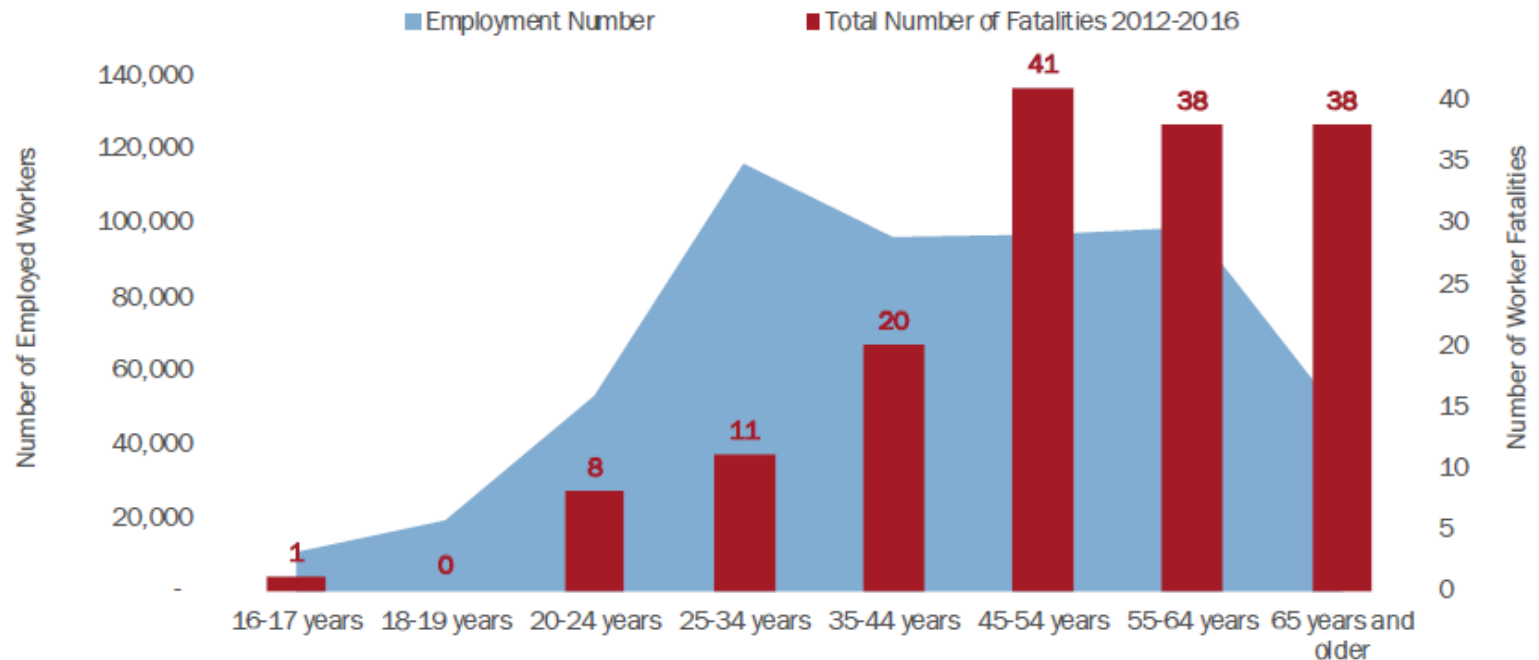
**1 death** – specialty trade contracting



# Older Workers

- **Workers 45 years old and up** have the highest number of worker deaths, but represent less than half of all employed workers in Montana.

**Number of Worker Fatalities and Total Employed Workers by Age Group, Montana, 2012-2016**



Source: BLS CPS 2016 Annual Average Employment Data and BLS CFOI



**71%** of all workers who died in Montana from 2012-2016 were **45 years old and older**.



50 older workers died on the job in 2015 and 2016. More older workers died in work-related transportation incidents than other types of events or exposures leading to fatal injuries (23 older workers).

The most common fatal event or exposure for older workers in 2015 and 2016 were **jackknifed or overturned (non-collision)** transportation incidents (5 workers).

# Action Steps to Prevent Fatalities

---



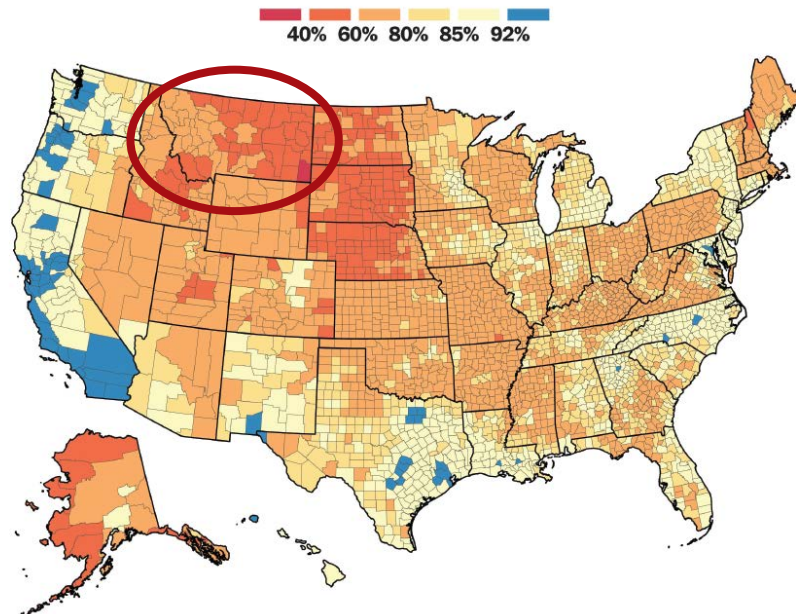
- Seat Belt Use
- Speed – Drive for the Conditions
- All-Terrain Vehicles (ATVs)
- Distracted Driving

# Seat Belt Use

In Montana, only 76% of drivers and front seat passengers wear seat belts, compared to 86% nationally.<sup>3</sup>

It has been estimated that enacting a primary seat belt law would increase seat belt use by 10% in Montana, protecting closer to 86% of Montanans.<sup>2,3</sup>

Seat Belt Use by County, 2012



WAPO.ST/WONKBLOG

Source: Sunshine, Dwyer-Lindgren, Chen, and Mokdad

Image source: Washington Post - [www.washingtonpost.com](http://www.washingtonpost.com)

Map of States with Primary and Secondary Seat Belt Laws, as of March 2018

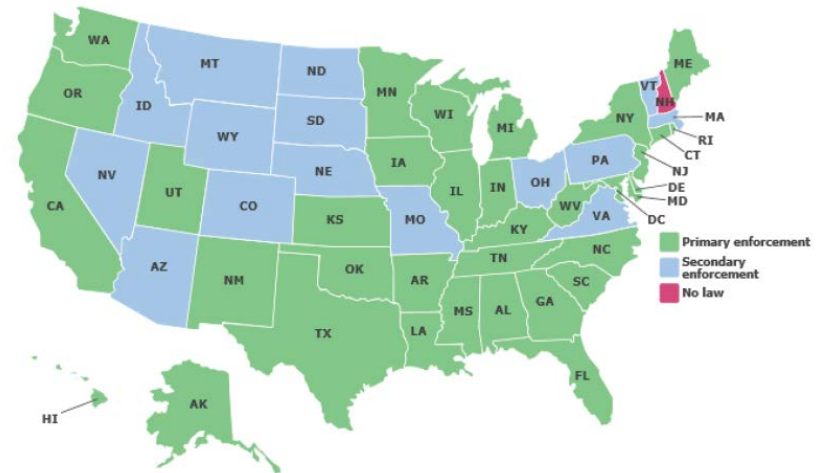


Image source: Insurance Institute for Highway Safety Highway Loss Data Institute - [www.iihs.org/iihs](http://www.iihs.org/iihs)

# Speed – Drive for the Conditions

- Safe speed to drive = fits the actual road conditions, not the “ideal” road conditions.
  - A car traveling 40 mph takes 770 feet to stop on ice.
  - Daytime speed limit for a car on the interstate in Montana is 80 mph, and 70 mph on two-lane roads.
- Work plans and driving schedules should factor in poor weather conditions and safety hazards, in addition to distance and traffic considerations.



# All-Terrain Vehicles (ATVs)

- **7 workers** died while riding **ATVs** in 2015 and 2016.
- Adults, workers, and children should take **extra precautions** when using these vehicles for jobs or recreation.
- About 3,000 **children** younger than 16 years old were killed while riding ATVs in the United States from 2001 to 2011.





# All-Terrain Vehicles (ATVs)

- ATVs can be **unstable** and difficult to control, especially at high speeds.
- The vehicle should fit the **size** of the driver.
- ATVs can be easily pushed off-balance by **other riders or loads (ATV rollovers)**.



# Distracted Driving

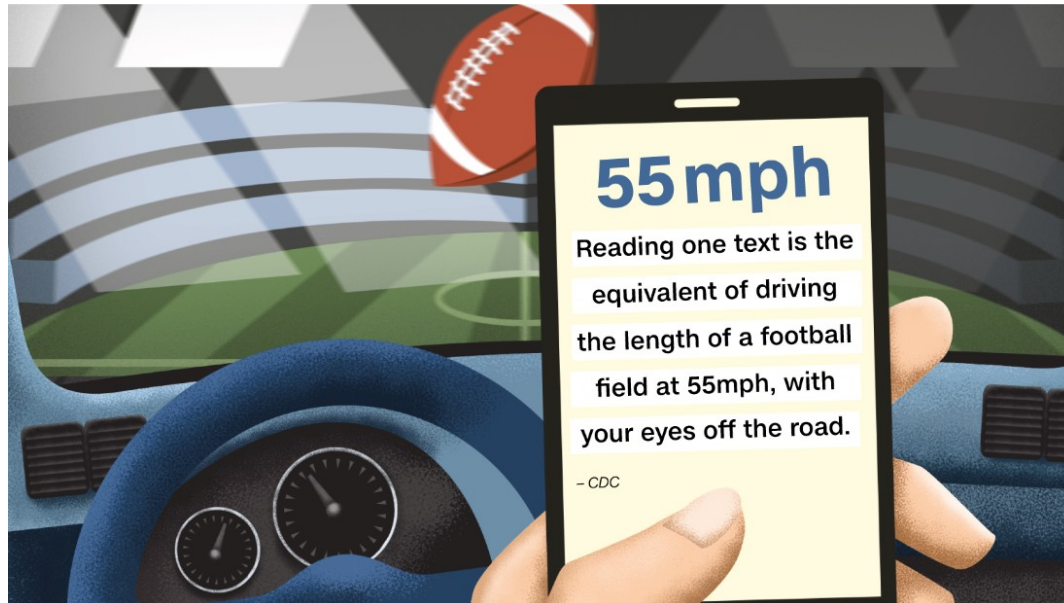
- Most common distractions: talking to passengers, adjusting radio or temperature controls, eating, or using a cell phone.
- Drivers talking on any phone (**including hands-free devices**) can **miss up to 50%** of their surroundings when looking through a windshield.
- “Essential Trio:”
  1. Eyes on the road
  2. Hands on the wheel
  3. Mind on driving





# Distracted Driving

- **Workplace policies** that **restrict distractions**, including cell phone use while driving or operating machinery, can help to minimize risk of crashes and transportation incidents.



# In Conclusion – Safety Culture in Montana



- Preventing work-related fatalities in Montana starts with **every employer** and **every worker**.
- There is no “silver bullet” to prevent all worker fatalities.
- Employers and workers must remain vigilant to all risks.
  - **Commit** to safe workplace practices and expectations **everyday**.

# Thank you!

Visit our program @  
[www.mtworkerhealth.com](http://www.mtworkerhealth.com)

**JULIA BRENNAN**  
**JBRENNAN@MT.GOV**  
**(406) 444 - 1722**



Montana Department of  
**LABOR & INDUSTRY**

# *Grant Funding Disclaimer*



This presentation was prepared by the Montana Occupational Health and Safety Surveillance program in the Montana Department of Labor & Industry.

This work was funded by Grant Number 5U600H010902-04-00 from the National Institute for Occupational Safety and Health of the Centers for Disease Control and Prevention (CDC/NIOSH).

Its contents are solely the responsibility of the author and do not necessarily represent the official views of CDC/NIOSH.