

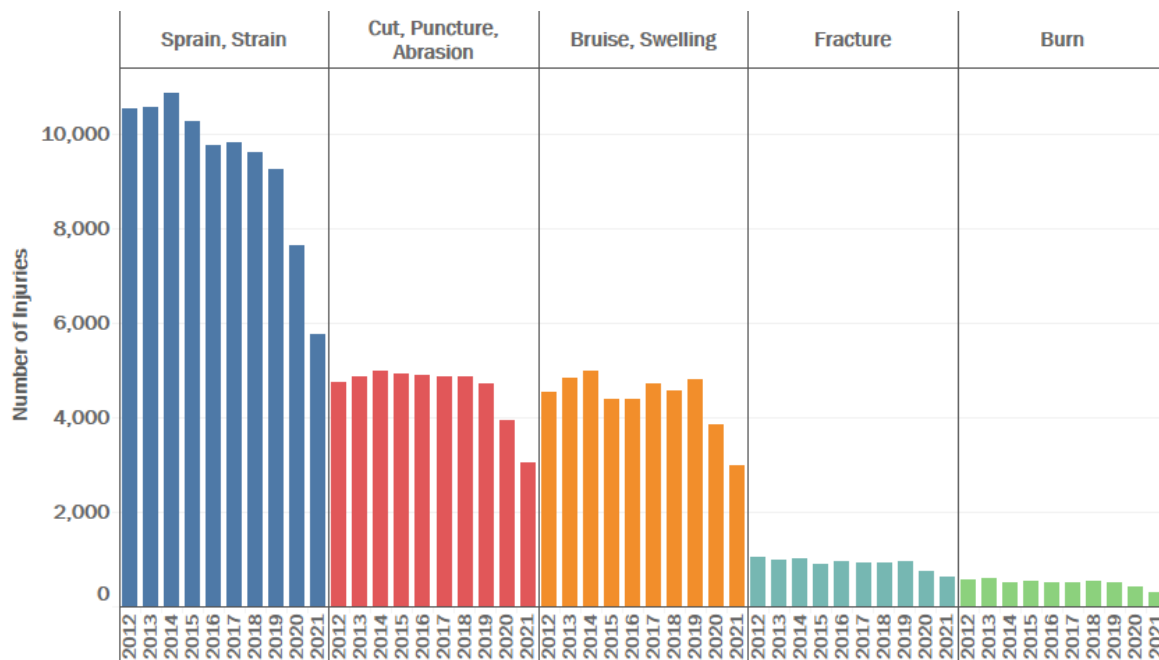
WORK-RELATED SPRAINS & STRAINS 2021

Sprains and strains are the most frequently reported work-related injury in Montana, accounting for 39% of all injuries, on average. These injuries are most commonly caused by lifting or twisting and involve the back. Thirty-five percent of sprains and strains, on average, are reported for the back including the spine (WCIO codes 21, 22, 23, 41, 42, 43, 45, 47, and 63, https://www.wcio.org/Active%20PNC/WCIO_Part_Table.pdf). When sprains and strains; cuts, punctures, and abrasions; and bruises and swelling are combined they account for 77% of all reported nature of injuries.

Sprains and strains have been declining since 2014 every year, except for a slight uptick in 2017. Reported injuries decreased significantly in 2020 most likely due to the changes in workforce from the Covid-19 pandemic.

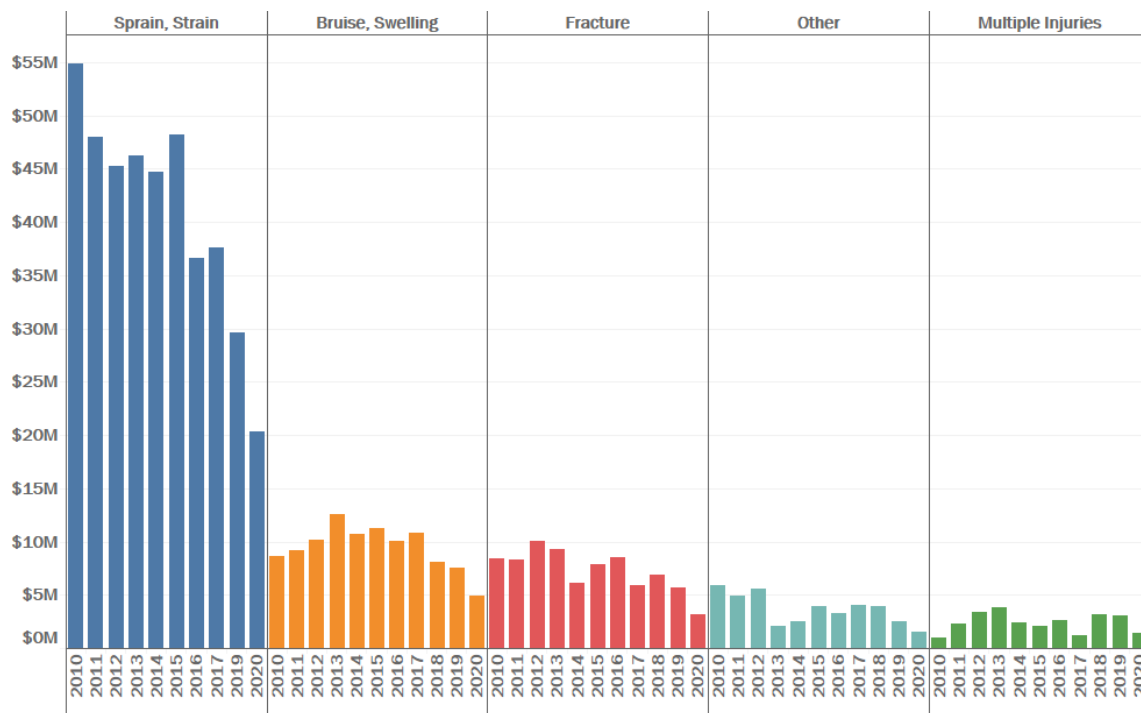
Strains, including lifting and twisting, accounted for 27% of injuries in 2020 and slips, trips, and falls, especially those on the same level, accounted for 21%. Strains were more prevalent in the summer months of June, July, and August while slips, trips, and falls were most prevalent in the winter months.

Number of Work-Related Injuries by Year and Top 5 Nature of Injury Groups



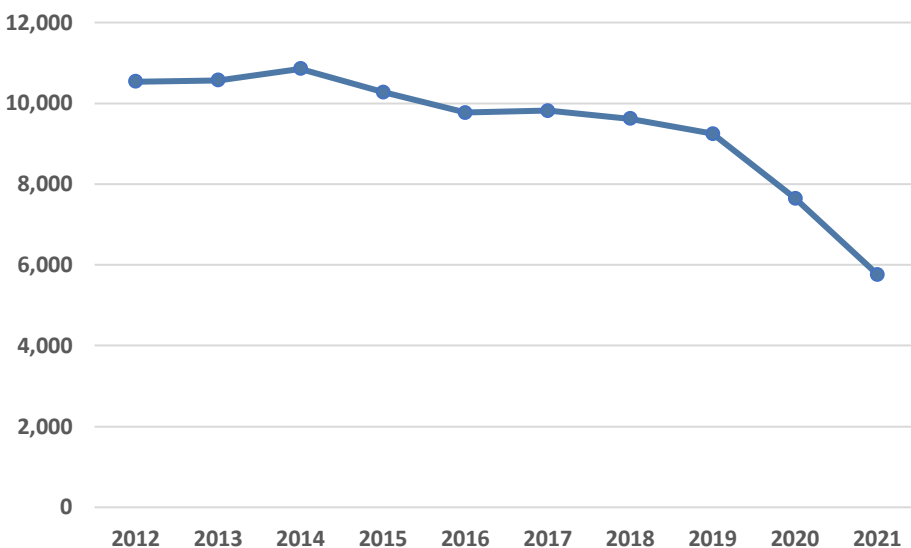
Includes First Reports of Injury (FROIs) for injury calendar years, received by the Employment Relations Division (ERD). Sprains and Strains include codes 49 and 52; Cut, Puncture, and Abrasion includes 40 and 43; Bruise and Swelling includes 10 and 37; Fracture includes 28; and Burn includes 04. The individual codes and their descriptions can be found on the WCIO webpage https://www.wcio.org/Active%20PNC/WCIO_Nature_Table.pdf.

Wage-loss Benefits Paid to Date by Top 5 Nature of Injury Groups and Year of Injury



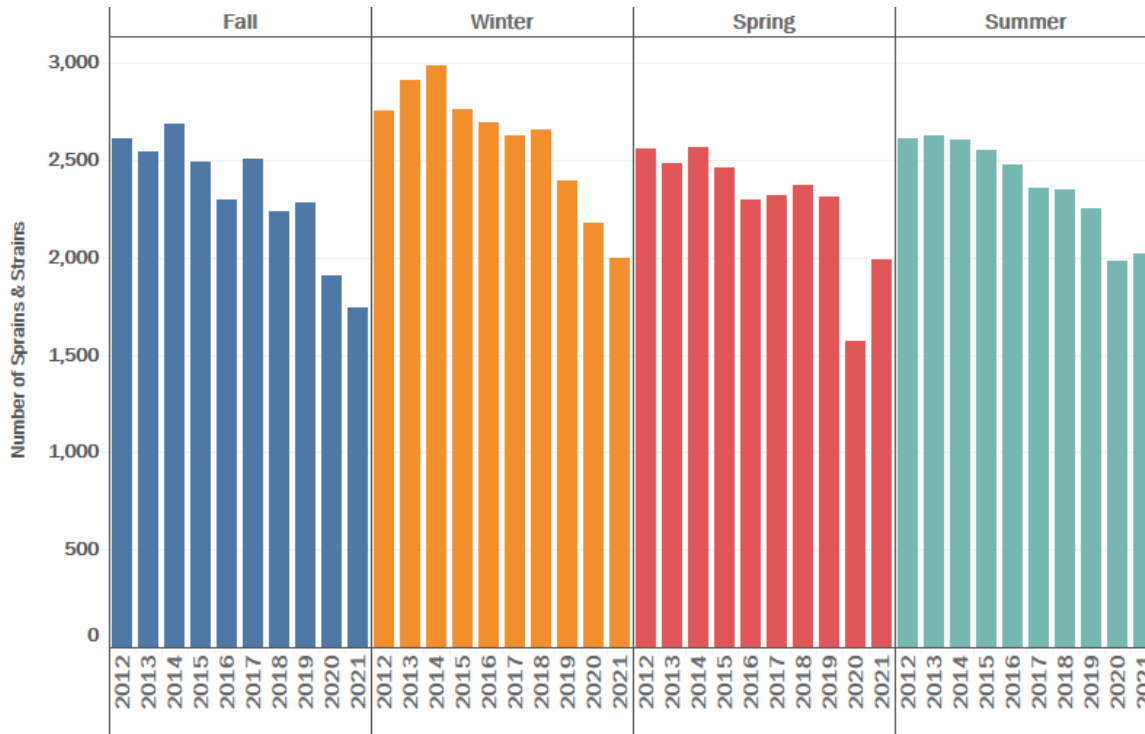
Includes Subsequent Report of Injury (SROI) data, for injury calendar years, received by the Employment Relations Division. Paid wage-loss includes payments to injured workers for temporary total, temporary partial, permanent total, or permanent partial benefits.

Number of Work-Related Sprains & Strains by Year of Injury



Includes First Reports of Injury (FROIs) for injury calendar years, received by the Employment Relations Division (ERD).

Number of Work-Related Sprains and Strains by Season and Year of Injury



Includes First Reports of Injury (FROIs) for injury calendar years, received by the Employment Relations Division (ERD).

For the most current data on work-related sprains and strains, please visit the Employment Relations Division webpage <https://erd.dli.mt.gov/data-dashboards/sprains-strains>.

Kristine Ediger, kediger@mt.gov
 Montana Department of Labor & Industry
 Employment Relations Division
 P.O. Box 8011, Helena, MT 59604

The data in this report is as accurate as reported to the Montana Department of Labor & Industry's (DLI) Employment Relations Division (ERD),

If the format of any information within this document interferes with your ability to access the information, due to an issue with accessibility caused by a disability as defined in the Rehabilitation Act, please contact Kristine Ediger at the Employment Relations Division (ERD) for assistance at (406)444-1675 or kediger@mt.gov.