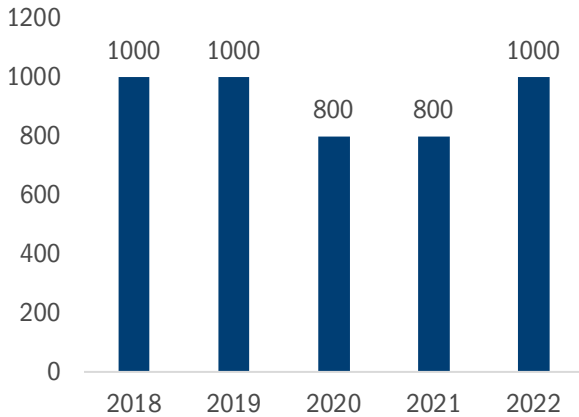


## Manufacturing

The Manufacturing industry includes all workers classified under NAICS codes 31-33, or employees of workplaces primarily building products. In 2022, the Manufacturing industry employed 21,967 employees at 1,836 establishments around Montana.<sup>1</sup>

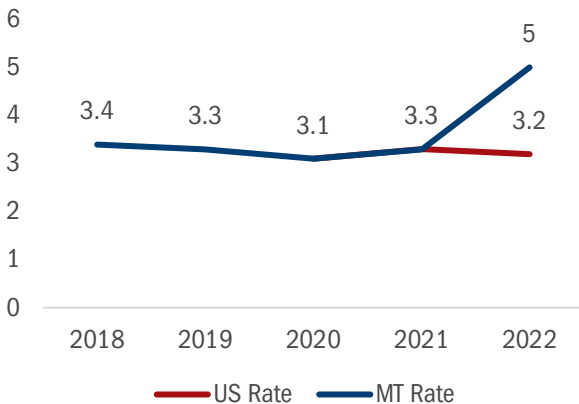
### Number of Work-Related Injuries and Illnesses

In 2022, workers in the Manufacturing industry reported roughly 1,000 non-fatal injuries or illnesses.<sup>2</sup>



### Rate of Work-Related Injuries and Illnesses

In 2022, workers in the Manufacturing industry reported roughly 5 non-fatal injuries or illnesses per 100 full-time workers, a rate greater than the national rate of 3.2 cases per 100 full-time workers.<sup>3</sup>

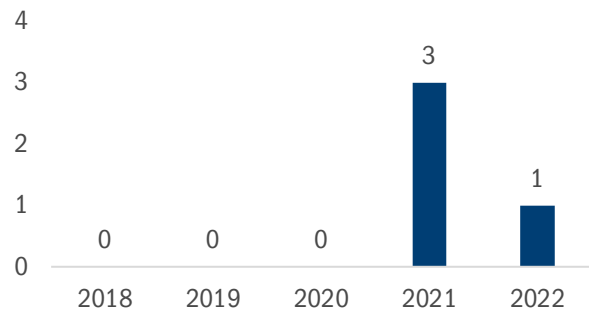


### Details of Work-Related Injuries and Illnesses

- Of 1,000 total injuries reported by workers in the Manufacturing industry, 800 injuries resulted in the worker missing workdays or working with restrictions.
- Sprains, strains, or tears were the most common injury nature described (29.3%).
- Parts of the arm or hand (41.4%) were the most common body part injured.
- Contact with objects or equipment was the most common injury event (37.9%), although overexertion and bodily reaction (34.5%) was also a common injury event.

### Number of Work-Related Fatalities

The Manufacturing industry reported 1 work-related fatality in 2022.<sup>4</sup> There have been 4 work-related fatalities in this industry in the past 5 years.



### Sources

- <sup>1</sup> BLS Quarterly Census of Employment and Wages
- <sup>2</sup> BLS MT Survey of Occupational Injuries and Illnesses
- <sup>3</sup> BLS US Survey of Occupational Injuries and Illnesses
- <sup>4</sup> BLS MT Census of Occupational Fatalities

