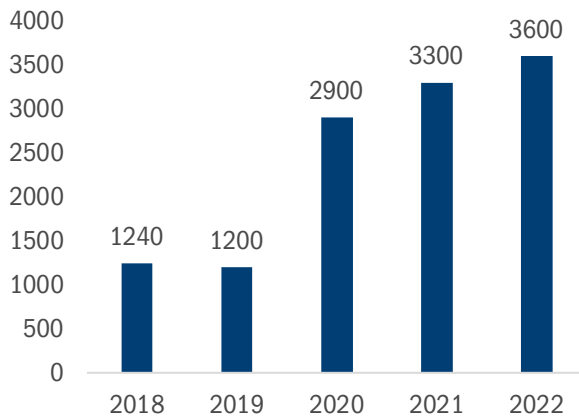


Trade, Transportation, & Utilities

The Trade, Transportation, & Utilities industry includes all workers classified under NAICS code 22 (employees engaged in providing power, water, sewage removal, and other utility services), NAICS codes 48-49 (employees engaged in moving and storing any form of cargo), and NAICS codes 42-45 (employees engaged in wholesale or retail trade). In 2022, the Trade, Transportation, & Utilities industry employed 96,187 employees at 9,884 establishments around Montana.¹

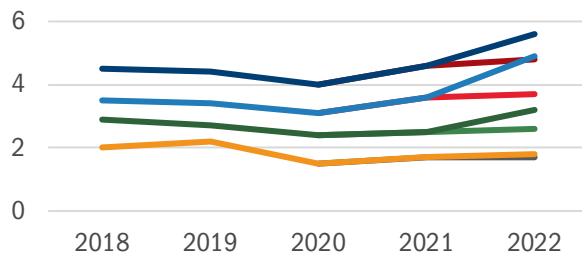
Number of Work-Related Injuries and Illnesses

In 2022, workers in the Trade, Transportation, & Utilities industry reported roughly 3,600 non-fatal injuries or illnesses.²



Rate of Work-Related Injuries and Illnesses

In 2022, workers in the Trade, Transportation, & Utilities industry reported roughly 4.5 non-fatal injuries or illnesses per 100 full-time workers. This rate can be broken into four sub-industry rates to compare against national rates, with all Montana higher than the US.³



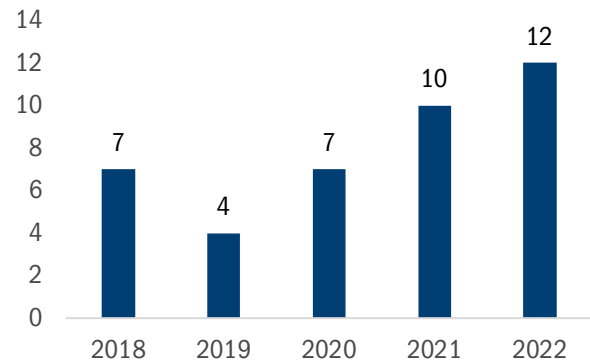
- US Utility Rate
- MT Utility Rate
- US Transportation / Warehousing Rate
- MT Transportation / Warehousing Rate
- US Wholesale Trade Rate
- MT Wholesale Trade Rate
- US Retail Trade Rate
- MT Retail Trade Rate

Details of Work-Related Injuries and Illnesses

- Of 3,600 total injuries reported by workers in the Trade, Transportation, & Utilities industry, 2,300 injuries (63.9%) resulted in the worker missing workdays or working with restrictions.
- Sprains, strains, and tears were the most common injury nature described (38.3%).
- Parts of the arm or hand (34.2%) and parts of the leg or foot (21.2%) were the most common body parts injured.
- Overexertion or bodily reaction were the most common injury event (38.1%), although contact with objects or equipment (24%) and slips, trips, or falls (21.5%) were also common injury events.

Number of Work-Related Fatalities

The Trade, Transportation, & Utilities industry reported 12 work-related fatalities in 2022.⁴ There have been 40 work-related fatalities in this industry in the past 5 years.



Sources

- ¹ BLS Quarterly Census of Employment and Wages
- ² BLS MT Survey of Occupational Injuries and Illnesses
- ³ BLS US Survey of Occupational Injuries and Illnesses
- ⁴ BLS MT Census of Occupational Fatalities

