

MONTANA

Census of Fatal Occupational Injuries

2023 REPORT



Montana Department of
LABOR & INDUSTRY

M O N T A N A

Census of Fatal Occupational Injuries

2 0 2 3 R E P O R T

February 2024

State of Montana

Greg Gianforte, Governor

Montana Department of Labor & Industry

Sarah Swanson, Commissioner

Prepared by:

Peggy Coggeshall, Statistician

Donetta McDowell, Research Analyst

For more information contact:

Data Management Section

P.O. Box 4140

Helena, MT 59624-1728

(406) 444-3297

CONTENTS

Introduction	4
Montana Fatal Occupational Injuries	5-7
Industry	5
Occupation	6
Event	6
Work Status	7
Age	7
Table 1. Fatal Occupational Injuries by Industry & Event or Exposure, 2023	8
Table 2. Fatal Occupational Injuries by Occupation & Event or Exposure, 2023	11
Table 3. Fatal Occupational Injuries by Worker Characteristics & Event or Exposure, 2023	12
Table 4. Fatal Occupational Injuries by Event or Exposure for all Fatal Injuries & Major Private Industry Sector, 2023	13

This report details Montana workplace fatalities that occurred in 2023 due to traumatic injuries. Fatality statistics are used to fulfill a commitment to bring awareness and education to increase worker safety.

The information detailed in this report is gathered by the Employment Standards Division, Montana Department of Labor & Industry, in cooperation with the Bureau of Labor Statistics, U.S. Department of Labor.

The CFOI program utilizes a wide variety of data sources, including Occupational Safety and Health Administration (OSHA) reports, workers' compensation records, vital records, coroner's reports, media reports, and police reports of vehicle crashes.

In Montana in 2023, there were 38 work-related fatalities.

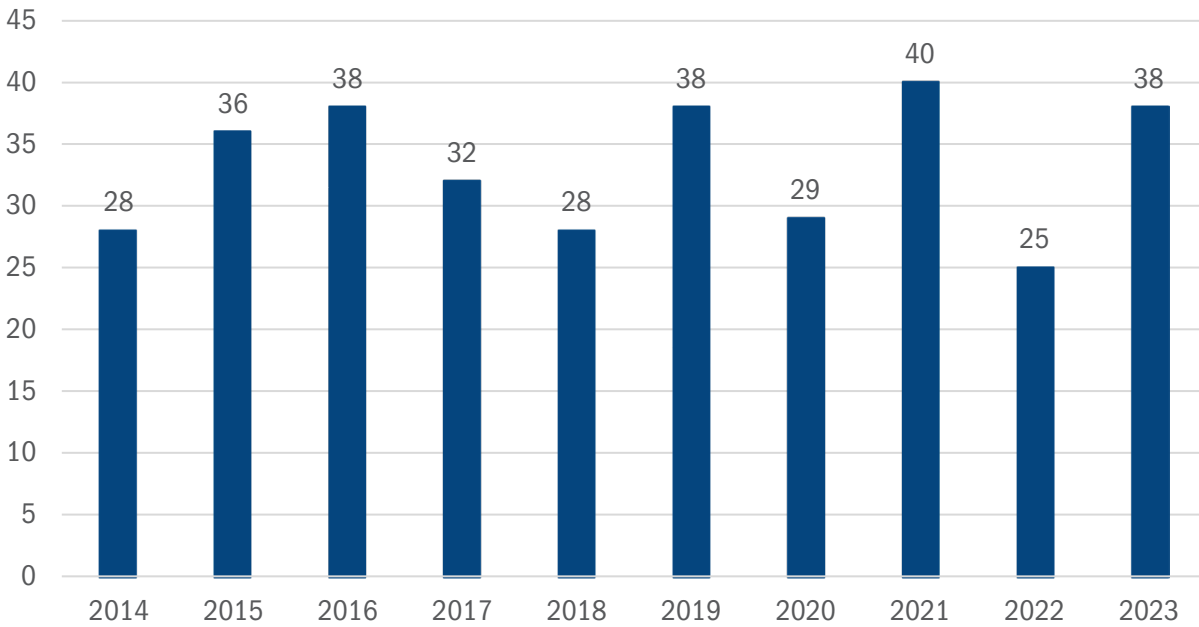
Over half of the employees fatally injured were wage and salary workers, accounting for 24 of the 38 incidents. Fourteen self-employed workers made up the remaining cases.

The leading cause of fatal occupational injuries in 2023 was transportation incidents accounting for 13 deaths. Contact incidents accounted for ten fatalities and exposure to harmful substances saw five.

Major occupation groups showed both transportation and material moving occupations and farming, fishing, and forestry occupations experienced seven fatal injuries each. Farmer, rancher, agriculture manager occupations had six fatal incidents. Construction and extraction occupations accounted for four fatal injuries.

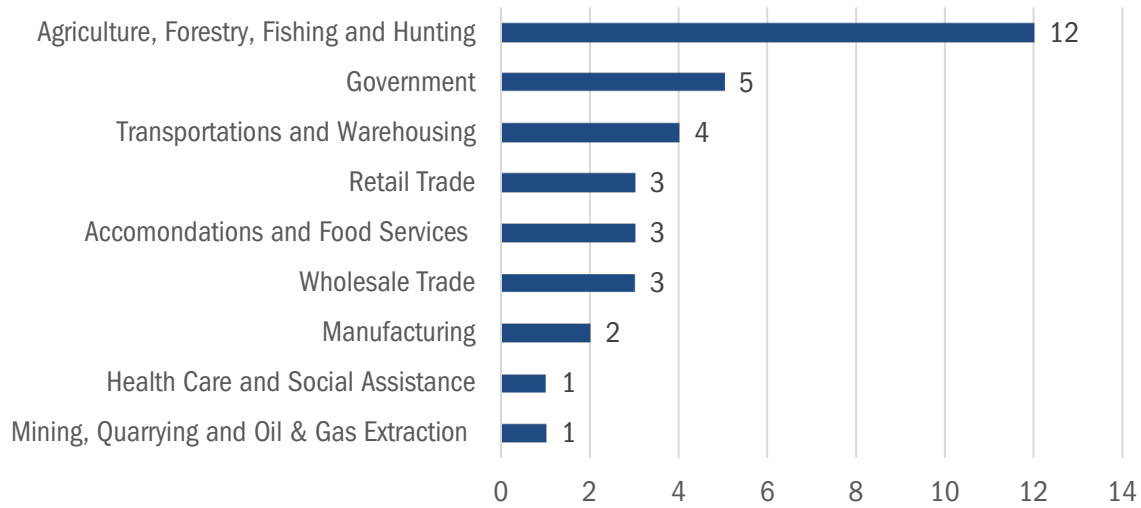
Fatal injuries were highest among workers 65 years and older workers with eleven fatalities. 55 to 64 years category had nine, and 45 to 54 years had six fatal incidents.

The following chart shows Montana's number of occupational fatalities per year over the last ten years.



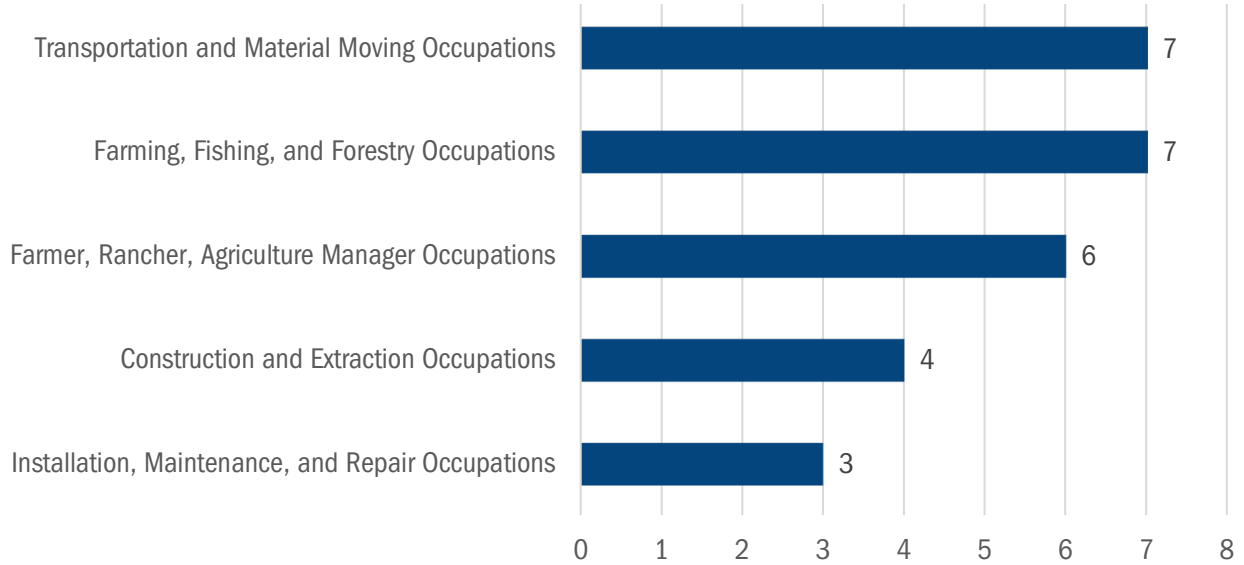
Industry

Industry identifies the industry the decedent worked in, as described by the North American Industry Classification System (NAICS).



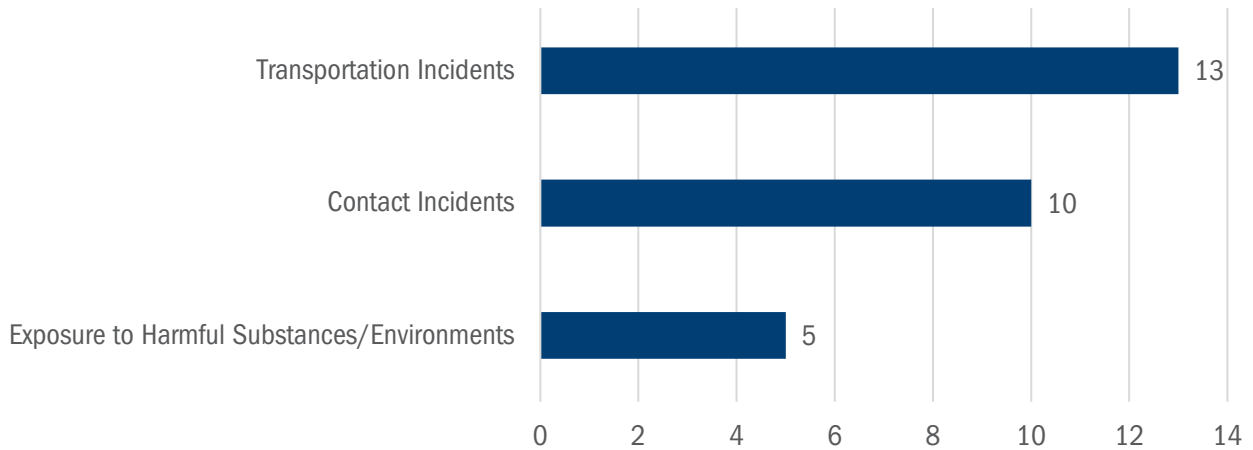
Occupation

Worker occupation describes the occupation the worker was engaged in at the time of the fatal incident or exposure as described by the Standard Occupational Classification system.



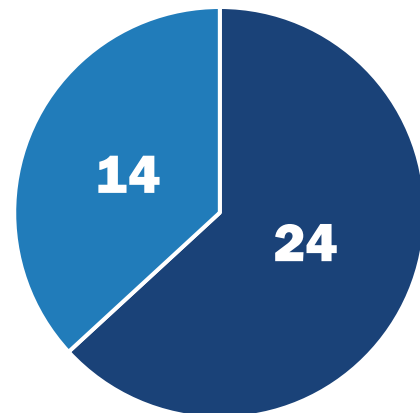
Event

The event or exposure describes the manner in which the injury or illness was produced or inflicted.



Work Status

The status indicates the classification of someone employed as either an employee or self-employed

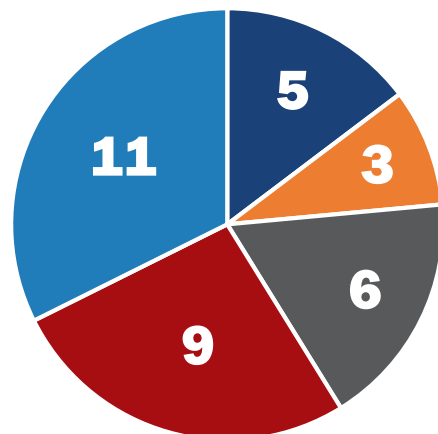


■ Wage and Salary ■ Self-employed

Age

The age of the decedent at the time of the fatal injury or exposure.

Totals include fatality data not meeting publication criteria due to confidentiality.



■ 25 to 34 years ■ 35 to 44 years
 ■ 45 to 54 years ■ 55 to 64 years
 ■ 65 years & older

MONTANA 2023 DATA TABLES

Table 1 - Fatal occupational injuries by industry & event or exposure 8-10

Table 2 - Fatal occupational injuries by occupation & event or exposure 11

Table 3 - Fatal occupational injuries by worker characteristics & event or exposure 12

Table 4 - Fatal occupational injuries by event or exposure for all fatal injuries & major private industry sector. 13

TABLE 1. Fatal occupational injuries by industry & event or exposure, Montana, 2023

Industry ¹	NAICS code ¹	Total fatal injuries	Event or exposure ²					
			Violence & other injuries by persons or animals ³	Transportation incidents ⁴	Fires & explosions	Falls, slips, trips	Exposure to harmful substances or environments	Contact with objects & equipment
Total		38	–	13	–	–	5	10
Private industry		33	--	11	--	--	5	10
Goods producing		--	--	--	--	--	--	--
Natural resources & mining		13	--	4	--	--	--	--
Agriculture, forestry, fishing & hunting		12	--	4	--	--	--	5
Crop Production	111	1	--	1	--	--	--	--
Other Crop Farming	1119	1	--	1	--	--	--	--
Hay Farming	11194	1	--	--	--	--	--	--
Animal production and aquaculture	112	9	--	3	--	--	--	--
Cattle ranching and farming	1121	9	--	3	--	--	--	--
Beef cattle ranching and farming, including feedlots	11211	6	--	2	--	--	--	--
Beef cattle ranching and farming	112111	6	--	--	--	--	--	--
Forestry and Logging	113	2	--	--	--	--	--	--
Logging	1133	2	--	--	--	--	--	--
Logging	11331	2	--	--	--	--	--	--
Mining, quarrying, and oil and gas extraction ⁵		1	--	--	--	--	--	--
Mining (except Oil and Gas)	212	1	--	--	--	--	--	--
Metal Ore Mining	2122	1	--	--	--	--	--	--

TABLE 1. Continued

Industry ¹	NAICS code ¹	Total fatal injuries	Event or exposure ²					
			Violence & other injuries by persons or animals ³	Transportation incidents ⁴	Fires & explosions	Falls, slips, trips	Exposure to harmful substances or environments	Contact with objects & equipment
Manufacturing		2	--	--	--	--	--	--
Manufacturing		2	--	--	--	--	--	--
Wood Product Manufacturing	321	2	--	--	--	--	--	--
Sawmills and Wood Preservation	3211	2	--	--	--	--	--	--
Sawmills and Wood Preservation	32111	2	--	--	--	--	--	--
Service providing								
Trade, transportation, and utilities		10	--	--	--	--	--	--
Wholesale Trade		3	--	--	--	--	--	--
Retail trade		3	--	--	--	--	--	--
Motor Vehicle and Parts Dealers	441	1	--	--	--	--	--	--
Automotive Parts, Accessories, and Tire Retailers	4413	1	--	--	--	--	--	--
Tire Dealers	44134	1	--	--	--	--	--	--
Transportation and Warehousing		4	--	--	--	--	--	--
Truck Transportation	484	4	--	--	--	--	--	--
General Freight Trucking	4841	4	--	--	--	--	--	--
General Freight Trucking, Long-Distance	48412	4	--	--	--	--	--	--
Educational and health services		1	--	1	--	--	--	--
Health Care and Social Assistance		1	--	1	--	--	--	--
Ambulatory Health Care Services	621	1	--	1	--	--	--	--
Offices of Other Health Practitioners	6213	1	--	--	--	--	--	--
Offices of All Other Health Practitioners	62139	1	--	--	--	--	--	--
Offices of Podiatrists	621391	1	--	--	--	--	--	--
Leisure and hospitality		3	--	--	--	--	--	--
Accommodation and Food Services		3	--	--	--	--	--	--
Accommodation	721	1	--	--	--	--	--	--
RV (Recreational Vehicle) Parks and Recreational Camps	7212	1	--	--	--	--	--	--
RV (Recreational Vehicle) Parks and Recreational Camps	72121	1	--	--	--	--	--	--
Food Services and Drinking Places	722	2	--	--	--	--	--	--
Drinking Places (Alcoholic Beverages)	7224	1	--	--	--	--	--	--
Drinking Places (Alcoholic Beverages)	72241	1	--	--	--	--	--	--
Restaurants and Other Eating Places	7225	1	--	--	--	--	--	--
Restaurants and Other Eating Places	72251	1	--	--	--	--	--	--
Full-Service Restaurants	722511		--	--	--	--	--	--
Government⁶		5	--	2	--	--	--	--
Federal government		1	--	1	--	--	--	--

TABLE 1. Continued

Industry ¹	NAICS code ¹	Total fatal injuries	Event or exposure ²					
			Violence & other injuries by persons or animals ³	Transportation incidents ⁴	Fires & explosions	Falls, slips, trips	Exposure to harmful substances or environments	Contact with objects & equipment
Service providing		--	--	--	--	--	--	--
Public administration		1	--	1	--	--	--	--
Public Administration		1	--	1	--	--	--	--
National Security and International Affairs	928	1	--	1	--	--	--	--
National Security and International Affairs	9281	1	--	1	--	--	--	--
State government		1	--	--	--	--	--	--
Goods producing		--	--	--	--	--	--	--
Construction		1	--	--	--	--	--	--
Construction		1	--	--	--	--	--	--
Heavy and Civil Engineering Construction	237	1	--	--	--	--	--	--
Highway, Street, and Bridge Construction	2373	1	--	--	--	--	--	--
Highway, Street, and Bridge Construction	23731	1	--	--	--	--	--	--
Local government		3	--	1	--	--	--	--

¹ CFOI has used several versions of the North American Industry Classification System (NAICS) since 2003 to define industry. For complete information on the version of NAICS used in this year, see our definitions page at <https://www.bls.gov/opub/hom/cfoi/concepts.htm#north-american-industry-classification-system-naics>. Cases where ownership is unknown are included in private industry counts. Cases classified as foreign government and other government are included in all government counts, but not displayed separately. Cases where industry is unknown are included in the service sector counts.

² Based on the BLS Occupational Injury and Illness Classification System (OIICS) 3.02 implemented for 2023 data forward.

³ Includes violence by persons and self-inflicted injury.

⁴ Includes roadway, nonroadway, air, water, rail fatal occupational injuries, and fatal occupational injuries resulting from being struck by a vehicle.

⁵ Includes fatal injuries at all establishments categorized as Mining (Sector 21) in the North American Industry Classification System, including establishments not governed by the Mine Safety and Health Administration (MSHA) rules and reporting, such as those in Oil and Gas Extraction.

⁶ Includes fatal injuries to workers employed by governmental organizations regardless of industry.

Note: Data for all years are revised and final. Totals for major categories may include subcategories not shown separately. For complete information on how the data are coded and presented see our definitions page at <https://www.bls.gov/iif/definitions/census-of-fatal-occupational-injuries-definitions.htm>. Dashes indicate no data reported or data that do not meet publication criteria. N.e.c. means "not elsewhere classified." CFOI fatality counts exclude illness-related deaths unless precipitated by an injury event.

Source: U.S. Department of Labor, Bureau of Labor Statistics, in cooperation with state, New York City, District of Columbia, and federal agencies, Census of Fatal Occupational Injuries, December 10, 2024

TABLE 2. Fatal occupational injuries by occupation & event or exposure, Montana, 2023

Occupation ¹	Total fatal injuries	Event or exposure ²					
		Violence and other injuries by persons or animals ³	Transportation incidents ⁴	Fires and explosions	Falls, slips, trips	Exposure to harmful substances or environments	Contact with objects and equipment
Total	38	--	13	--	--	5	10
Management occupations	6	--	2	--	--	--	--
Other management occupations	6	--	2	--	--	--	--
Farmers, ranchers, and other agricultural managers	6	--	2	--	--	--	--
Farmers, ranchers, and other agricultural managers	6	--	2	--	--	--	--
Healthcare practitioners and technical occupations	—	--	1	--	--	--	--
Healthcare diagnosing or treating practitioners	1	--	1	--	--	--	--
Podiatrists	1	--	1	--	--	--	--
Podiatrists	1	--	1	--	--	--	--
Farming, fishing, and forestry occupations	7	--	--	--	--	--	4
Agricultural workers	4	--	--	--	--	--	--
Miscellaneous agricultural workers	4	--	--	--	--	--	--
Farmworkers, farm, ranch, and aquacultural animals	4	--	--	--	--	--	--
Forest, conservation, and logging workers	3	--	--	--	--	--	--
Logging workers	3	--	--	--	--	--	--
Fallers	2	--	--	--	--	--	--
Construction and extraction occupations	4	--	--	--	--	--	--
Installation, maintenance, and repair occupations	3	--	--	--	--	--	--
Vehicle and mobile equipment mechanics, installers, and repairers	2	--	--	--	--	--	--
Bus and truck mechanics and diesel engine specialists	1	--	--	--	--	--	--
Bus and truck mechanics and diesel engine specialists	1	--	--	--	--	--	--
Miscellaneous vehicle and mobile equipment mechanics, installers, and repairers	1	--	--	--	--	--	--
Tire repairers and changers	1	--	--	--	--	--	--
Other installation, maintenance, and repair occupations	1	--	--	--	--	--	--
Industrial machinery installation, repair, and maintenance workers"	1	--	--	--	--	--	--
Millwrights	1	--	--	--	--	--	--
Transportation and material moving occupations	7	--	4	--	--	--	--

¹ CFOI has used several versions of the Standard Occupation Classification (SOC) system since 2003 to define occupation. For complete information on the version of SOC used in this year, see our definitions page at <https://www.bls.gov/opub/hom/cfoi/concepts.htm#standard-occupational-classification-soc>. Cases where occupation is unknown are included in the total.

² Based on the BLS Occupational Injury and Illness Classification System (OIICS) 3.02 implemented for 2023 data forward.

³ Includes violence by persons and self-inflicted injury.

⁴ Includes roadway, nonroadway, air, water, rail fatal occupational injuries, and fatal occupational injuries resulting from being struck by a vehicle.

⁵ Includes fatal injuries to persons identified as resident armed forces regardless of individual occupation listed.

Note: Data for all years are revised and final. Totals for major categories may include subcategories not shown separately. For complete information on how the data are coded and presented see our definitions page at <https://www.bls.gov/iif/definitions/census-of-fatal-occupational-injuries-definitions.htm>. Dashes indicate no data reported or data that do not meet publication criteria. N.e.c. means "not elsewhere classified." CFOI fatality counts exclude illness-related deaths unless precipitated by an injury event.

Source: U.S. Department of Labor, Bureau of Labor Statistics, in cooperation with state, New York City, District of Columbia, and federal agencies, Census of Fatal Occupational Injuries, December 10, 2024

Table 3. Fatal occupational injuries by worker characteristics & event or exposure, Montana, 2023

Work Characteristics	Total fatal injuries	Event or exposure ¹					
		Transportation incidents ²	Violence and other injuries by persons or animals ³	Contact with objects and equipment	Falls, slips, trips	Exposure to harmful substances or environments	Fires and explosions
Total	38	13	--	10	--	5	--
Employee status							
Wage and salary ⁴	24	10	--	3	--	--	--
Self-employed ⁵	14	3	--	7	--	--	--
Gender							
Women	--	--	--	--	--	--	--
Men	36	--	--	--	--	--	--
Age							
Under 16 years	--	--	--	--	--	--	--
16 to 17 years	1	1	--	--	--	--	--
18 to 19 years	--	--	--	--	--	--	--
20 to 24 years	--	--	--	--	--	--	--
25 to 34 years	5	1	--	--	--	--	--
35 to 44 years	3	--	--	--	--	--	--
45 to 54 years	6	--	--	3	--	--	--
55 to 64 years	9	4	--	--	--	--	--
65 years and over	11	--	--	4	--	--	--
Race or ethnic origin ⁶							
White (non-Hispanic)	29	8	--	--	--	3	--
Black or African-American (non-Hispanic)	--	--	--	--	--	--	--
Hispanic or Latino	3	--	--	--	--	--	--
American Indian or Alaska Native (non-Hispanic)	--	--	--	--	--	--	--
Asian (non-Hispanic)	--	--	--	--	--	--	--
Native Hawaiian or Pacific Islander (non-Hispanic)	--	--	--	--	--	--	--

¹ Based on the BLS Occupational Injury and Illness Classification System (OIICS) 3.02 implemented for 2023 data forward.

² Includes roadway, nonroadway, air, water, rail fatal occupational injuries, and fatal occupational injuries resulting from being struck by a vehicle.

³ Includes violence by persons and self-inflicted injury.

⁴ May include volunteers and workers receiving other types of compensation. Cases where employment status is unknown are included in the counts of wage and salary workers.

⁵ Includes self-employed workers, owners of unincorporated businesses and farms, paid and unpaid family workers, and may include some owners of incorporated businesses or members of partnerships.

⁶ Persons identified as Hispanic or Latino may be of any race. The race categories shown exclude data for Hispanic and Latino workers. Cases where ethnicity is unknown are included in counts of non-Hispanic workers.

Note: Data for all years are revised and final. Totals for major categories may include subcategories not shown separately. For complete information on how the data are coded and presented see our definitions page at <https://www.bls.gov/iif/definitions/census-of-fatal-occupational-injuries-definitions.htm>. Dashes indicate no data reported or data that do not meet publication criteria. N.e.c. means "not elsewhere classified." CFOI fatality counts exclude illness-related deaths unless precipitated by an injury event.

Source: U.S. Department of Labor, Bureau of Labor Statistics, in cooperation with state, New York City, District of Columbia, and federal agencies, Census of Fatal Occupational Injuries, December 10, 2024

TABLE 4. Fatal occupational injuries by event or exposure for all fatal injuries & major private industry¹ sector, Montana, 2023

Event or exposure ²	Total fatal injuries	Goods producing				Service providing							
		Total goods producing	Natural resources & mining ³	Construction	Manufacturing	Total service providing	Trade, transportation & utilities	Information	Financial activities	Professional & business services	Educational & health services	Leisure & hospitality	Other services
Total	38	-	13	-	-	-	10	-	-	-	1	-	-
Transportation incidents	13	-	4	-	-	-	-	-	-	-	1	-	-
Roadway incidents involving motorized land vehicle	10	-	-	-	-	-	-	-	-	-	1	-	-
Roadway collision with other vehicle(s)	5	-	-	-	-	-	-	-	-	-	1	-	-
Roadway collision with other vehicle(s)—intersecting, turning"	3	-	-	-	-	-	-	-	-	-	-	-	-
Roadway collision with other vehicle(s)—moving in opposite directions, oncoming"	2	-	-	-	-	-	-	-	-	-	1	-	-
Roadway collision with object other than vehicle	4	-	-	-	-	-	-	-	-	-	-	-	-
Exposure to harmful substances, environments	5	-	-	-	-	-	-	-	-	-	-	-	-
Contact incidents	10	-	-	-	-	-	-	-	-	-	-	-	-
Struck, caught, or compressed by running powered equipment	4	-	-	-	-	-	-	-	-	-	-	-	-

¹ CFOI has used several versions of the North American Industry Classification System (NAICS) since 2003 to define industry. For complete information on the version of NAICS used in this year, see our definitions page at <https://www.bls.gov/opub/hom/cfoi/concepts.htm#north-american-industry-classification-system-naics>. Cases where ownership is unknown are included in private industry counts. Cases classified as foreign government and other government are included in all government counts, but not displayed separately. Cases where industry is unknown are included in the service sector counts.

² Based on the BLS Occupational Injury and Illness Classification System (OIICS) 3.02 implemented for 2023 data forward.

³ Includes fatal injuries at all establishments categorized as Mining (Sector 21) in the North American Industry Classification System, including establishments not governed by the Mine Safety and Health Administration (MSHA) rules and reporting, such as those in Oil and Gas Extraction.

Note: Data for all years are revised and final. Totals for major categories may include subcategories not shown separately. For complete information on how the data are coded and presented see our definitions page at <https://www.bls.gov/iif/definitions/census-of-fatal-occupational-injuries-definitions.htm>. Dashes indicate no data reported or data that do not meet publication criteria. N.e.c. means "not elsewhere classified." CFOI fatality counts exclude illness-related deaths unless precipitated by an injury event.

Source: U.S. Department of Labor, Bureau of Labor Statistics, in cooperation with state, New York City, District of Columbia, and federal agencies, Census of Fatal Occupational Injuries, December 10, 2024

